

Navigating Go Merry & Scholarships

Mrs. Kassandra Carelli



What is a Scholarship?

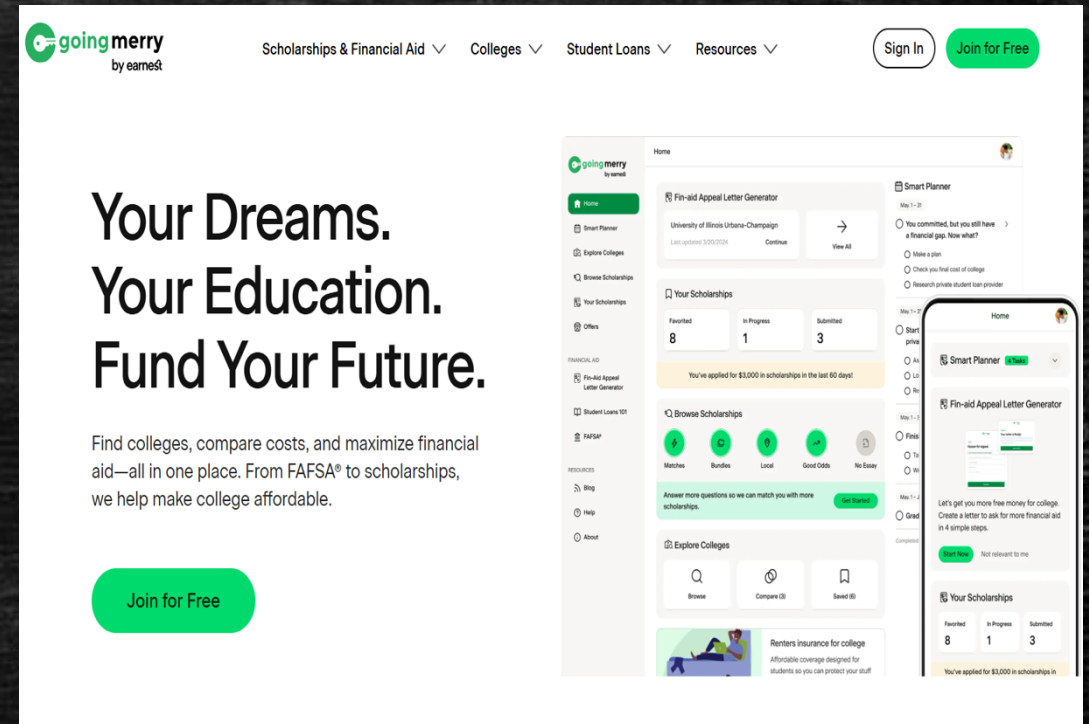


- A **scholarship** is a form of financial aid that helps students pay for college or other educational expenses, and the best part is—it doesn't have to be paid back.
- Scholarships are awarded based on a variety of factors like academic achievement, leadership, community service, athletic ability, artistic talent, or even personal background.
- There are thousands of scholarships out there, and many are designed specifically to support students like you. Applying for scholarships is a smart way to reduce college costs and open up more opportunities for your future.

- **Reduce or eliminate student loan debt**
→ Scholarships are free money—no repayment needed.
- **Make college more affordable**
→ Help cover tuition, books, housing, and other expenses.
- **Open doors to more schools**
→ Financial support can make out-of-state or private schools more accessible.
- **Reward your hard work**
→ Many scholarships recognize academic achievement, leadership, or community service.

Where To Start:

- Create a Go Merry Account
- **Build your student profile**
- Upload required documents
- Browse your matched scholarships
- **Refine your options**
- Explore scholarship details
- Start applications



Create Going Merry Account

Go to the website and click
“Join for Free”-
Goingmerry.com

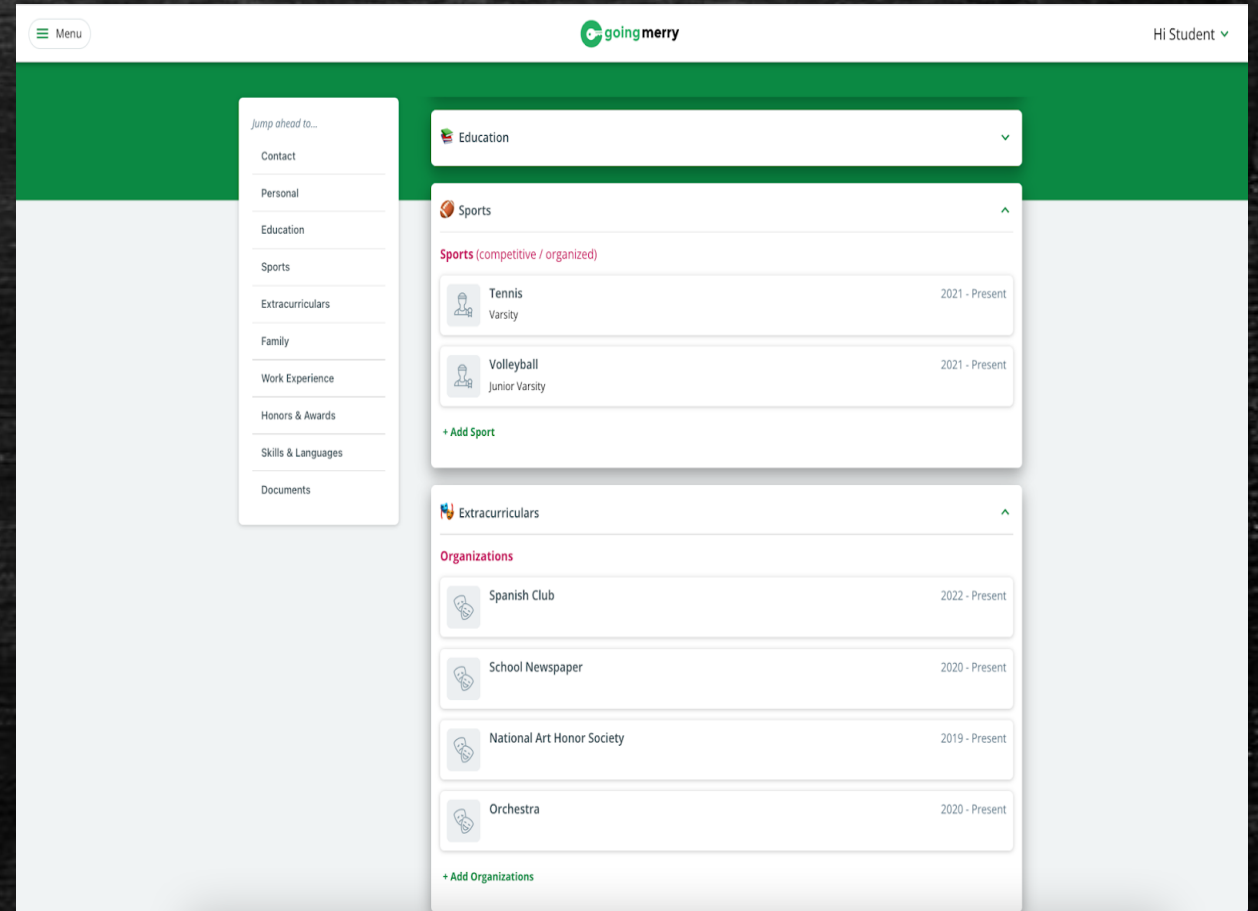
Enter your name and email *or*
click “Sign up with Google”,
then verify your email

Answer quick questions:
high school, GPA, graduation year,
intended major, interests
—this helps match you with scholarships

The screenshot shows the Going Merry website's sign-up interface. At the top, it says "Find and apply for scholarships" with a small logo. Below this is a section titled "Get started in 30 seconds" with a lightning bolt icon. Underneath, there's a form where the user can select their role as either "student" (selected) or "counselor". Below the role selection are three buttons: "Sign up with Google" (with a Google logo), "Sign up with Apple" (with an Apple logo), and "Sign up with email" (with an email icon). At the bottom of this section, there is a small link: "By signing up, you accept our Terms of Service and Privacy Policy." Below the sign-up section is a footer area with the text "Not ready to sign up yet?" followed by a paragraph: "No problem. We can instead estimate how many scholarships you're eligible for, and then you can decide if you want to sign up to see them." At the bottom of this footer is a button labeled "Estimate my scholarships".

Build Your Student Profile

- **Completing your profile is key**—you only do it once, and the platform auto-matches scholarships for you.”
- Once your profile is 100% complete, your personalized dashboard will display ready-to-apply opportunities

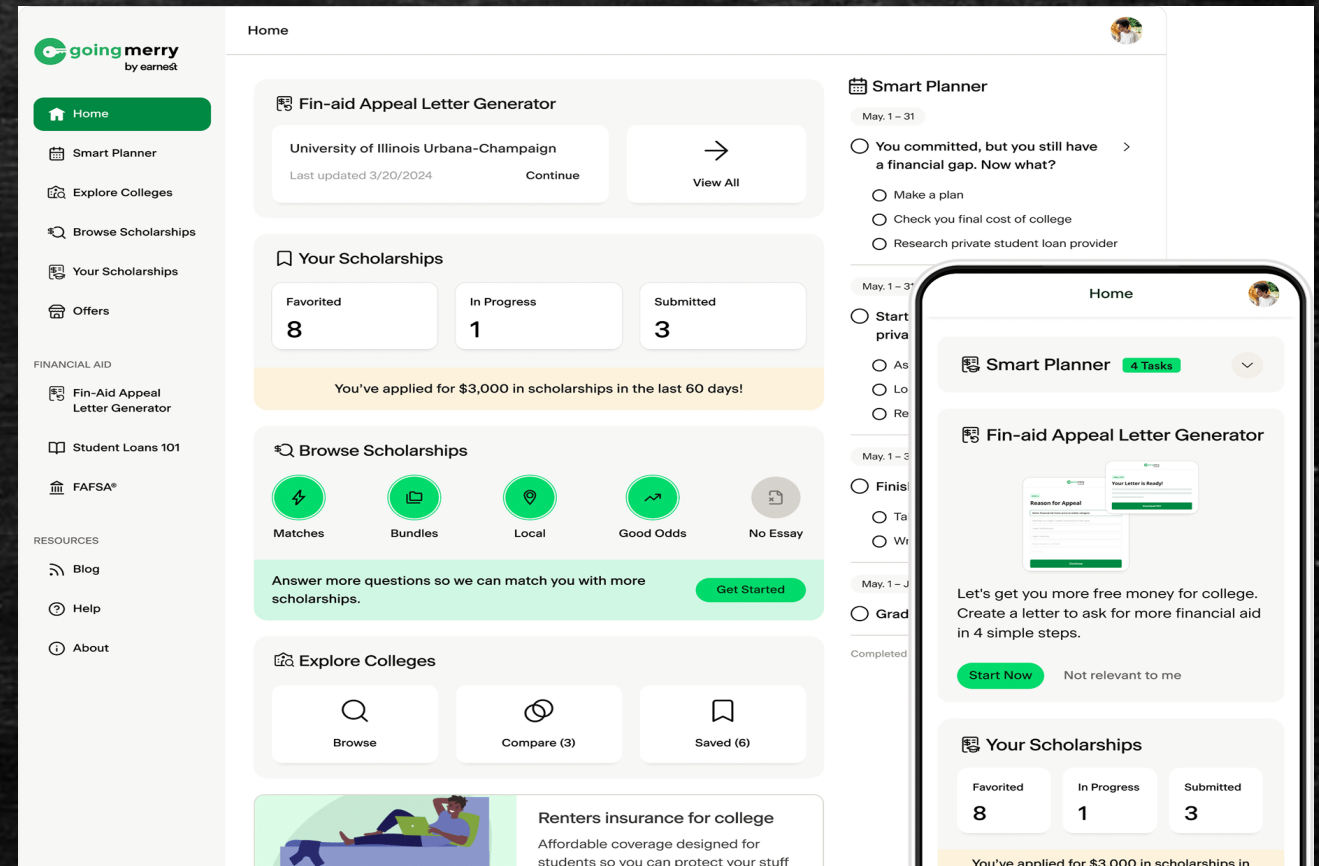


Browse Your Matched Scholarships

Example of Dashboard Once Sign Up is Complete.

Review Matched Scholarships and application requirements.

Narrow down the best scholarship options for you.



Start Scholarship Applications

Look for scholarships marked as **"Apply on Going Merry"** — these can be completed directly on the site.

Click on a scholarship card

→ Read the full description, requirements, and essay prompts before starting.

Hit "Start Application"

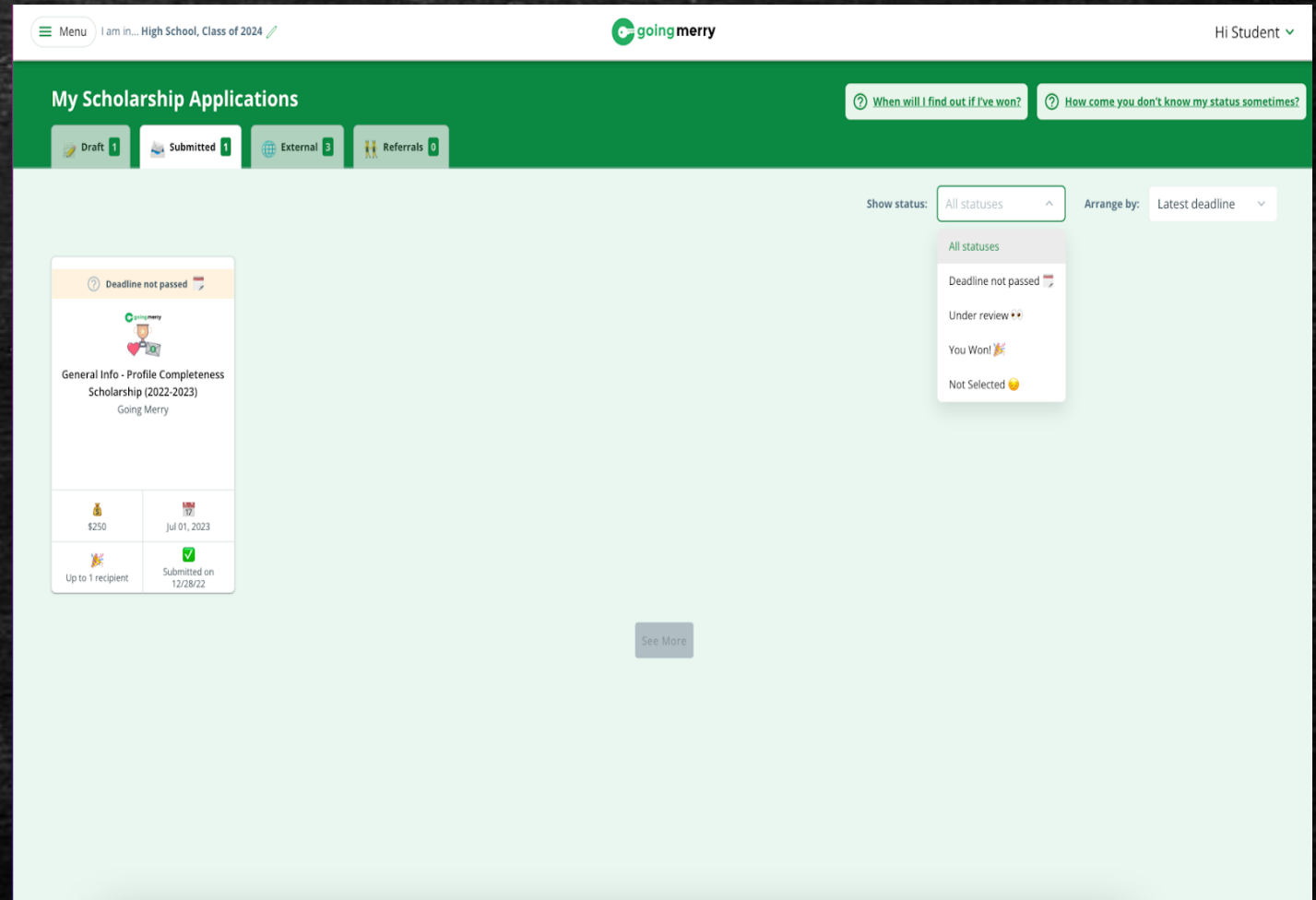
→ Opens the application form pre-filled with your profile info to save time.

Complete additional questions or essay prompts

→ Each scholarship may have short-answer questions, essays, or document uploads.

Use "Bundled" applications when available

→ Apply to multiple scholarships at once if they share the same requirements or essay topic.



Questions

